

20210 Eventing FAQ
Use of Tack, Equipment and Dress



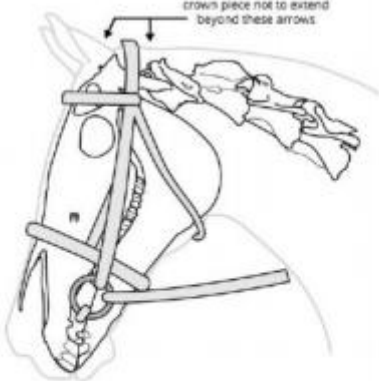

Table of Contents



Bridle / Nosebands.....	4
Bits.....	12
Ponies – Competitions.....	24
Ear Hoods.....	26
Stirrups.....	29
Riding Boots.....	32
Spurs.....	33
Horse Boots.....	35
Other.....	<u>3940</u>



This document is to be read in conjunction with the Eventing Rules, 25th dated 01 January 2021
 In case of any discrepancies, **the Eventing Rules will prevail.**



Rules reference:

2021 Eventing rules	2021 Dressage rules	2021 Jumping rules
<ul style="list-style-type: none"> - Art. 526.1 - Art. 538.1.3 - Art. 539.1.3 - Art. 539.1.4 - Art. 539.2.2 - Art. 539.2.3 - Art. 539.3.1 - Art. 539.3.2 - Annex A: <ul style="list-style-type: none"> - A.1.4 - A.1.5 - A.1.6 - A.2 - FEI Manual for Eventing Stewards-Annex: Annex VIII. - FEI Manual for Eventing Stewards-Annexes: Annex IX.5 	<ul style="list-style-type: none"> - Art. 428.1.1 - Art. 428.2.1 - Art. 428.9 	<ul style="list-style-type: none"> - Art. 21.1.1 - Art. 257 - Art. 257.4 - Art. 257.5 - Art.257.6 - FEI Manual for Jumping stewards-Annexes <ul style="list-style-type: none"> - Annex XI - Annex XI, art. 1046 (point 5) - Annex XV.4 - Annex XV.5 - Annex XV.7

Topics		Use permitted
<p>Bridle / Nosebands</p>		
<p>All items of saddlery used must align with Eventing rules Article 539 & Annex A</p> <p>Please contact the Ground Jury if you wish to use the bridle before starting the test in question to ensure that any variation of the bridle is in accordance with the rules.</p> <p>The bit can be attached to the reins and cheekpieces only</p> <p><u>For safety reasons, b</u>Bridles used for all Cross Country Tests must have a throat lash <u>to maintain the bridle in place</u></p>		
<p>Bridle</p>  <p>Crown piece may not extend beyond the two arrows</p> 	<p>Variation of combined bridle authorised.</p> <p>Dressage test: The crownpiece of the bridle must lie immediately behind the poll and may extend forward on the poll but must not be fitted to lie behind the skull</p> <p>The crown piece may not extend beyond the two arrows.</p> <p>Dressage rules: art. 428.2.1.2 & Annex 11</p>	<p>Dressage Test</p> <p>✓</p> <p>Cross country</p> <p>✓</p> <p>Jumping Test</p> <p>✓</p>

<p>Double Bridle</p>			<p>Double Bridle is allowed for the Dressage Test of 4* or 5* Events only, providing no additional gadgets are incorporated. A double bridle uses a cavesson noseband, a bridoon, a curb and a curb chain.</p> <p>Eventing rules: art. 539.2.2</p>	<p>Dressage Test 4* and 5*</p> <p>✓</p> <p>Cross country</p> <p>✓</p> <p>Jumping Test</p> <p>✓</p>
<p>Stotzem bridle</p>			<p>FEI Eventing allows the use of combined noseband in the three tests of Eventing.</p> <p>Eventing Rules: art. 539.3.1 & Annex A.2</p>	<p>Dressage Test</p> <p>✓</p> <p>Cross Country</p> <p>✓</p> <p>Jumping Test</p> <p>✓</p>

<p>Micklem Bridle with clips</p> 	<p>Dressage: no clips allowed in the Dressage test on the Micklem bridles in ANY material as it is considered as gadgets</p> <p>Eventing rules 539.2.3</p>	<p>Dressage Test</p> <p></p> <p>Cross Country</p> <p></p> <p>Jumping Test</p> <p></p>
<p>Head Piece with flexible central section</p>  		<p>Dressage Test</p> <p></p> <p>Cross country</p> <p></p> <p>Jumping Test</p> <p></p>
<p>Adjustable and padded V-headpiece</p> 		<p>Dressage Test</p> <p></p> <p>Cross country</p> <p></p> <p>Jumping Test</p> <p></p>

<p>Elastic Insert</p>  <p>Elastic Concept for rein and cheek piece by PS of Sweden</p> <p>Here we have attached a durable and strong elastic band that is attached to the leather. The elastic touches NEVER the bit. The elastic helps the bit to be a little bit flexible and more dynamic in the mouth.</p> <p>Elastic is placed up here on the cheek piece as is hidden under the keeper.</p> <p>The bit will only and always be in contact with leather, never anything else.</p> <p>PS of Sweden, 7th of March 2017</p>	<p>Elastic insert are permitted in the crownpiece and cheek pieces only and must not be in direct contact with the Horse or the bit.</p> <p>Dressage rules: art. 428.2.1</p>	<p>Dressage Test</p> <p>✓</p> <p>Cross country</p> <p>✓</p> <p>Jumping Test</p> <p>✓</p>
<p><u>Browband</u></p> 	<p><u>Dressage: Browband with bling on top of leather and browband with Bling only are allowed for the Dressage tests – Dressage rules, art. 428.2.1.1</u></p> <p><u>Cross Country and Jumping: Browband with bling on top of leather and browband with Bling only are allowed (Eventing Committee, September 2020)</u></p>	<p>Dressage Test</p> <p>✓</p> <p>Cross country</p> <p>✓</p> <p>Jumping Test</p> <p>✓</p>

Horse Noseband check:

Special care must be taken concerning nosebands that have been excessively tightened, regardless of their position. It must be possible to place two fingers between the Horse's cheek and the noseband: the fingers are to be placed side by side, flat against the horses' cheek. Stewards must not allow any noseband to be positioned so low and tight that it interferes with the horses breathing as this would be against the welfare of the horse.

If it happens again the rider should receive a yellow card for not following the instruction of the steward.

Eventing rules: art. 526.1 & Annex A.2

FEI Manual for Eventing Stewards-Annexes: Annex IX.5

Mixed Noseband



Dressage: Not included in the list of permitted nosebands for Eventing Dressage as mixed of cavesson and drop noseband - Eventing rules Annex A.2

Dressage Test







Cross Country











Jumping Test



<p>Crossed Noseband</p> 	<p>Fixed crossed noseband allowed for all 3 Eventing Tests.</p> <p>Eventing rules: art. 539.2.2</p>	<p>Dressage Test</p> <p>✓</p> <p>Cross Country</p> <p>✓</p> <p>Jumping Test</p> <p>✓</p>
<p>High Jump Bridle</p> 	<p>Allowed for all tests as it is a variation of the Micklem bridle.</p> <p>Eventing rules: Annex A.2</p>	<p>Dressage Test</p> <p>✓</p> <p>Cross Country</p> <p>✓</p> <p>Jumping Test</p> <p>✓</p>

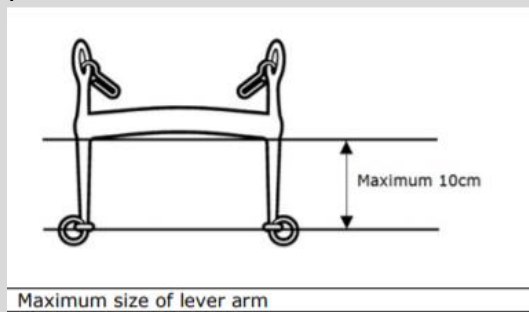
<p>Monarch Bridle</p> 	<p>Allowed for all tests as it is a variation of the Micklem bridle.</p> <p>Eventing rules: Annex A.2</p>	<p>Dressage Test</p> <p>✓</p> <p>Cross Country</p> <p>✓</p> <p>Jumping Test</p> <p>✓</p>
<p>Bridle with double throatlash</p> 	<p>Dressage: Not allowed as not included in the list of permitted nosebands for Dressage -</p> <p>Eventing rules: Annex A.2</p>	<p>Dressage Test</p> <p>✗</p> <p>Cross Country</p> <p>✓</p> <p>Jumping Test</p> <p>✓</p>





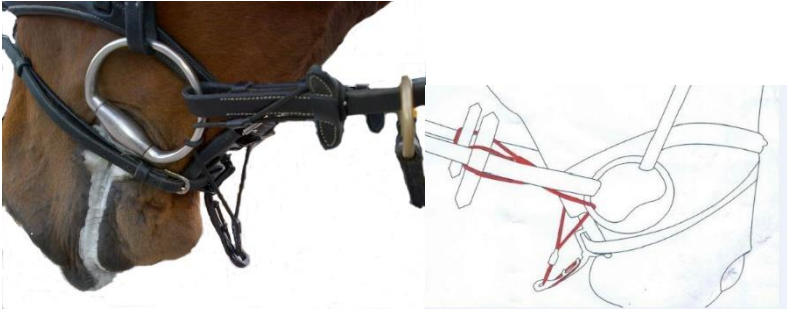



<p>Blinkers</p>		<p>Dressage: Any form of blinkers are considered as gadgets and therefore not allowed for the Dressage test – Eventing rules: art. 539.2.3</p> <p>Cross Country: It is not allowed as any form of blinkers is forbidden for the Cross Country test. Any addition that will reduce the sense of the horse's sight is not allowed – Eventing rules: art. 539.1.4 & 539.3.2</p> <p>Jumping: The Jumping Steward manual allows this form of sidepiece. FEI Manual for Jumping Stewards - Annexes: Annex XV, 3.</p>	<p>Dressage Test</p> <p></p> <p>Cross country</p> <p></p> <p>Jumping Test</p> <p></p>
<p>Tongue Strap</p>		<p>Not allowed in any tests, as the lower flat strap is considered a tongue strap.</p> <p>Eventing rules: art. 539.3.2 & Annex A</p>	<p>Dressage Test</p> <p></p> <p>Cross Country</p> <p></p> <p>Jumping Test</p> <p></p>



Bits



Eventing rules regarding bits (art. 539.2 & 539.3 Annex A) have been updated as per 1st January 2019















- Permitted bits for Eventing Dressage are specified in Annex A of the Eventing rules. If they are not included in the Annex A, they are not allowed.
- Diameter of snaffle bits
The diameter of the mouthpiece is measured adjacent to the rings or the cheeks of the mouthpiece –Eventing rules art. 539.2.2
Dressage: Minimum diameter of 14mm. for horses and 10 mm. for ponies - Eventing rules art. 539.2.2
Cross Country: no restrictions
Jumping: the minimum diameter of the bit shall be 10 mm for ponies - Jumping rules: art. 21.1.1.
Note: The diameter should not be measured systematically but in case of doubt
- Hackamore: the hackamore is not defined as a bit but must be used in conjunction with a bit for the Cross Country test (eventing rules, art. 539. 3.2. The maximum length of the lever must be maximum 24 cm measured in a straight line from the middle of the higher ring to the middle of the lower ring.
- Lever Arm
For the Dressage test and the Cross Country test, the lever arm may not exceed 10 cm on any bit (Eventing rules art.539.2.2 & 539.3.2). The length of the lever arm is measured in a straight line from the highest point where the bit is stopped to the lowest point of the lever arm.


















<p>Additions to bit</p> 	<p>In all 3 Eventing Tests, any wrapping of material (except Latex/rubber) around the bit or additions to the bit in the horse's mouth are not permitted.</p>	<p>Dressage Test  Cross country  Jumping Test </p>
<p>Equismart control</p> 	<p>Dressage test: Not allowed as considered as gadget - Eventing rules art. 539.3.2</p> <p>Cross Country: not allowed as considered as additional straps that can constitute a safety hazard if fall of horse</p> <p>Jumping Test: Allowed for jumping test if correctly used</p>	<p>Dressage Test  Cross Country  Jumping Test </p>













<p>Normal gag (cords running through the rings attached to the bridle and the rein)</p>		<p>Dressage: Not allowed for Dressage test as it is not a permitted cheek piece – Eventing rules: Annex A</p> <p>Cross country and Jumping: normal gag (with one rein or with two reins) is allowed for Cross Country and Show Jumping as it attached to the bridle – Eventing rules art. 539.3.1</p>	<p>Dressage Test ✗</p> <p>Cross Country ✓</p> <p>Jumping Test ✓</p>
<p>Special Gag (going under the horse's cheek and not attached to the bridle) with one rein</p>		<p>Dressage: Not allowed for Dressage test as it is not a permitted cheek piece. Eventing rules: Annex A.1.6</p> <p>Cross country and Jumping: Not allowed for Cross Country and Jumping test, as the rein is not attached to the bit or the bridle - Eventing rules: art. 539.2.2</p>	<p>Dressage Test ✗</p> <p>Cross Country ✗</p> <p>Jumping Test ✗</p>

<p>Special Gag with two reins</p> 	<p>Dressage: Not allowed for Dressage test as it is not a permitted cheek piece – Eventing rules: Annex A.1.6</p> <p>Cross Country and Jumping: Bit permitted only if used with an additional rein attached directly to the large ring of the bit - Eventing rules: art. 539.3.1</p>	<p>Dressage Test ✗</p> <p>Cross Country ✓</p> <p>Jumping Test ✓</p>
<p>Special Gag with connecting piece</p> 	<p>Dressage: Not allowed for Dressage test as it is not a permitted cheek piece – Eventing rules: Annex A.1.6</p> <p>Cross Country and Jumping: Normal gag fixed to bridle , with one rein attached to connecting pieces is permitted - Eventing rules: 539.3.1</p>	<p>Dressage Test ✗</p> <p>Cross Country ✓</p> <p>Jumping Test ✓</p>

<p>Cable bits Cable double jointed mouthpiece</p>  <p>Cable Single Joint</p> 	<p>Dressage: Any single or double jointed cable bits are not allowed for the Dressage test as it may cause pinching of the tongue or cheeks - Eventing rules: Annex A.1.4</p> <p>Cross Country: Not allowed on Cross Country Test for Risk Management reasons, as per decision of Eventing Committee 2018.</p>	<p>Dressage Test</p> <p></p> <p>Cross Country</p> <p></p> <p>Jumping Test</p> <p></p>
<p>Bit guards</p> 	<p>Dressage: not allowed as gadget - Eventing rules: art. 539.2.3</p> <p>Cross Country and jumping: allowed in Jumping and Cross Country tests. However should this rubber cheek guard wound or likely wound the horse a Ground Jury member may request them to be removed - Eventing rules: art. 539.2.3</p>	<p>Dressage Test</p> <p></p> <p>Cross Country</p> <p></p> <p>Jumping Test</p> <p></p>
<p>"Golden wing" bits</p>  	<p>Dressage: Bit not permitted for Dressage as the "Golden wing" acts as bit guards and therefore, are considered as gadget Eventing rules: art. 539.3.2</p>	<p>Dressage Test</p> <p></p> <p>Cross Country</p> <p></p> <p>Jumping Test</p> <p></p>

<p>Bit with disc on sides</p> 	<p>Dressage: not allowed as small discs on sides act as bit guards and therefore, are considered as gadget Eventing rules: art. 539.3.2</p>	<p>Dressage Test ✗ Cross Country ✓ Jumping Test ✓</p>
<p>Full cheek with extra rings</p> 	<p>Dressage: not allowed as small discs on sides act as bit guards and therefore, are considered as gadget Eventing rules: art. 539.3.2</p>	<p>Dressage Test ✗ Cross Country ✓ Jumping Test ✓</p>
<p>Multiple joints</p> 	<p>Dressage: a snaffle may have up to two joints Eventing rules: Annex A.1.3</p>	<p>Dressage Test ✗ Cross country ✓ Jumping Test ✓</p>

<p>Various cheek pieces</p> 	<p>Dressage: Bits not authorized for the Dressage test as it is not a permitted cheekpiece and its effect may differ from the permitted cheek pieces - Eventing rules: Annex A.1.6</p>	<p>Dressage Test  Cross Country  Jumping Test </p>
<p>Tongue plate</p> 	<p>Dressage: These bits are not allowed for the Dressage test as the centre link has the effect of a tongue plate -Eventing rules: Annex A.1.4</p>	<p>Dressage Test  Cross Country  Jumping Test </p>
<p>WTP mouth piece</p> 	<p>Dressage: Bit not allowed in Dressage Test as the centre piece has the effect of a tongue plate - Eventing rules: Annex A.1.4</p>	<p>Dressage Test  Cross Country  Jumping Test </p>

	<p>Dressage Test: This bit is not allowed for Dressage test as bits must not place mechanical restraint upon the tongue. Eventing rules: Annex A.1.4</p>	<p>Dressage Test  Cross Country  Jumping Test </p>
<p><u>Rolling part on Mouthpiece</u></p> 	<p><u>Dressage: bit with rolling part on the mouthpiece are not allowed as rollers and moving pieces are only allowed on the central joint of a bit - Dressage rules, art. 428.3.1.3</u></p>	<p><u>Dressage Test</u>  <u>Cross Country</u>  <u>Jumping Test</u> </p>
<p>Ring bit</p> 	<p>Dressage: Bit is not allowed for Dressage as it has the effect of a tongue plate. - Eventing rules annex A.1.4</p> <p>Cross Country: It is not allowed for Cross Country Test for safety reasons if fall of horse. Eventing rules: art. 539.3.2</p> <p>Jumping: Tongue guards are only allowed for use during Events provided they are correctly used. Separate items must not be intertwined with the bit – FEI Manual for Jumping Stewards - Annexes: Annex XI, art. 1046.5</p>	<p>Dressage Test  Cross country  Jumping Test </p>

Bits with plate as centre link



Drop Cheek Control Plate



Loose Ring Control Plate



Dressage: Bits with control plate as centre piece are not allowed for the Dressage test. If the bit is put incorrectly, the edge of the plate causes excess pressure on tongue - ~~2019~~ Eventing rules: Annex A.1.4

Dressage Test









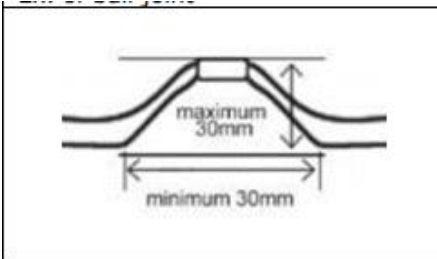
Cross Country







Jumping Test











<p>Wavy bits</p> 	<p>Wavy bits are allowed for Eventing Dressage. Eventing rules: Annex A.1.3</p>	<p>Dressage Test ✓ Cross country ✓ Jumping Test ✓</p>
<p>Ball/<u>barrel</u> joint</p> 	<p>Double jointed bits with barrel or ball joint as the centre link are allowed for all tests. Eventing rules: Annex A.1.5</p>	<p>Dressage Test ✓ Cross Country ✓ Jumping Test ✓</p>
<p><u>Center piece with a roller</u></p> 	<p><u>Double jointed bits with roller as the centre link are allowed for all tests.</u> <u>Eventing rules: Annex A.1.5</u></p>	<p><u>Dressage Test</u> ✓ <u>Cross Country</u> ✓ <u>Jumping Test</u> ✓</p>

<p>Hanging cheeks</p> 	<p>Bit allowed for all three tests Eventing rules: Annex A</p>	<p>Dressage Test ✓ Cross Country ✓ Jumping Test ✓</p>
<p>Snaffle bits with a tilted mouthpiece</p>    <p>Port deviation measurements</p>	<p><u>Dressage test:</u> Bits permitted if the maximum height is 30mm from the lower part of the side of the tongue to the highest point of the deviation <u>and must have a minimum width of 30mm</u></p> <p>Dressage rules: art.428.3.1.4 Eventing rules: Annex A.1.3</p>	<p>Dressage Test ✓ Cross Country ✓ Jumping Test ✓</p>

<p>Curb bits with a tilted mouthpiece</p> 	<p><u>Dressage test:</u> "Weymouth" Curb bit with a tilted mouthpiece are permitted if the maximum height -of the deviation is 30 mm from the lower part of tongue side to the highest part of the deviations <u>and must have a minimum width of 30mm</u></p> <p>Dressage rules: art. 428.3.3.3 & Annex 11 Eventing rules: Annex A.1.3</p>	<p>Dressage Test ✓ Cross Country ✓ Jumping Test ✓</p>
	<p>Bits allowed for all 3 tests. The centre link may be tilted in a different orientation from the mouthpiece but must have rounded edges.</p> <p>Eventing rules: Annex A.1.6</p>	<p>Dressage Test ✓ Cross Country ✓ Jumping Test ✓</p>
<p>Double jointed</p> 	<p>This bit is allowed for the Dressage Test in Eventing competitions, as corresponding of a double jointed mouthpieces, with rounded edges.</p> <p>Eventing rules: Annex A.1.5</p>	<p>Dressage Test ✓ Cross Country ✓ Jumping Test ✓</p>


Ponies – Competitions		Updated 31.01.2019
<p>All Pony Bits minimum diameter 10mm Jumping Test: must be used in the original manufactured state (Jumping rules: Annex XI, art. 21.1.1.1)</p>		
Snaffles as per Eventing/Dressage Rules		Dressage Test ✓ Cross Country ✓ Jumping Test ✓
Curb Double Bridles Hackamores Bitless Bridles Wire, double wire or chain bits Blinkers		Dressage Test ✗ Cross Country ✗ Jumping Test ✗
Pelhams (jointed, double jointed, or unjointed soft twisted) <ul style="list-style-type: none"> - on a single rein (with connecting piece from mouthpiece ring to bottom ring); example: - the rein must either be attached to the connecting piece or to the larger of the two rings of the bit. - can be used with curb chain or leather strap - cheeks maximum length is 10 cms for Cross Country and 15 cms for Jumping 		Dressage Test ✗ Cross Country ✓ Jumping Test ✓
“Kimblewicks” <ul style="list-style-type: none"> - on a single rein - can be used with curb chain or leather strap 		Dressage Test ✗ Cross Country ✓ Jumping Test ✓

<p>"Pessoas" (smooth, untwisted snaffle pessoas, jointed, double-jointed or unjointed)</p> <ul style="list-style-type: none"> - maximum 3 rings (including the top ring for the cheek piece) - only with single rein - For Cross Country: cheeks maximum length is 10 cms - can be used with curb chain or leather strap but must then be used with connecting piece from mouthpiece ring to bottom ring and rein attached either to the connecting piece or to the middle ring of the bit. 	<p>Dressage Test X Cross Country ✓ Jumping Test ✓</p>
<p>"Pessoas" (smooth, untwisted snaffle Pessoas, jointed, double-jointed or unjointed)</p> <ul style="list-style-type: none"> - maximum 4 rings (including the top ring for the cheek piece), cheeks maximum length 16cm - The rein may be attached to any ring or may be used with a connecting piece; double reins may be used. 	<p>Dressage Test X Cross Country X Jumping Test ✓</p>
<p>Gags: (normal snaffle gag - the rein is attached to the bit or the bridle - jointed or unjointed)</p> <ul style="list-style-type: none"> -For Cross Country and Show Jumping use: same as horses 	<p>Dressage Test X Cross Country ✓ Jumping Test ✓</p>

<h2>Ear Hoods</h2>		
<p>Ear Hoods</p> 	<p>Ear hoods are permitted for all Events, may also provide noise reduction. However, ear hoods must not cover the Horse's eyes. The ear hoods should be discreet in colour and design. It must not impair the movement of the ears. Ear Hoods must not be attached to the noseband 2019 Eventing rules: art. 539.2.2</p>	<p>Dressage Test  Cross Country  Jumping Test </p>
<p><u>Attached Ear Hoods</u></p> 	<p><u>Dressage: Ear hoods may not be attached to the noseband – Dressage rules, art. 428.6.2</u></p> <p><u>Cross Country and Jumping: Ear hoods may not be attached to the noseband as per Eventing Committee decision (December 2020)</u></p>	<p><u>Dressage Test</u>  <u>Cross Country</u>  <u>Jumping Test</u> </p>

<p>Ear plugs</p> 	<p>Dressage: Ear plugs are allowed only at Prize giving – Eventing rules: art. 539.2.2</p> <p>Cross Country: Not recommended until further Veterinary studies have been made</p> <p>Jumping: allowed</p>	<p>Dressage Test</p> <p>X</p> <p>Cross Country Not recommended until further Veterinary studies have been made</p> <p>Jumping Test</p> <p>✓</p>
<p>Ear mask</p> 	<p>Rigid Ear hood/mask not allowed</p> <p>2020 Eventing rules, art. 539.2.3 & 2, & Jumping Rules Art. 257</p> <p>Cross Country: not allowed, as it prevent the horse's ear to move freely and narrows the horse's sight (horse welfare).</p>	<p>Warm Up</p> <p>X</p> <p>Dressage Test</p> <p>X</p> <p>Cross Country</p> <p>X</p> <p>Jumping Test</p> <p>X</p>

Ear hood/compression ear hood



Dressage: it is not allowed as it is considered as a gadget

Cross Country: based on risk management concern, it is not allowed.

Jumping: allowed as no risk management issue.

Warm Up

Dressage Test



Cross Country



Jumping Test



Stirrups

For the Cross Country and Jumping test, any device which does not allow an immediate and unrestricted separation of the Athlete's boot from the stirrup in case of a fall is forbidden (Eventing rules: art. 539.3.2)

Safety stirrups



Dressage: Safety stirrups are not allowed as the foot must not be partially attached to the stirrups - Dressage rules: art. 428.1.1

Cross Country and Jumping: Stirrups not allowing unrestricted separation from boot are not permitted for Cross Country for safety reasons - Eventing rules: art. 539.3.2

Dressage Test



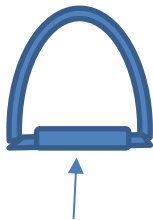
Cross Country



Jumping Test



Magnetic stirrup



Magnet inserted in the foot pad of the stirrup

Dressage: Magnetic stirrups are not accepted for the Dressage test as the foot must not be partially enclosed - Dressage rules: art. 428.1.1

Cross Country and Jumping: Stirrups not allowing unrestricted separation from boot is not permitted for Cross Country for safety reasons - Eventing rules: 539.3.2

Dressage Test



Cross country











Jumping Test













<p>K'Vall Stirrups</p> 	<p>Dressage: K'Vall stirrups are not allowed as the foot must not be partially enclosed – Dressage rules: art 428.1.1</p> <p>Cross Country: Stirrups not allowing unrestricted separation from boot is not permitted for Cross Country for safety reasons - Eventing rules: art 539.3.2.</p> <p>Jumping: The stirrups “K'Vall” are not approved by the FEI and must not be used in FEI Competition - FEI Manual for Jumping Stewards-Annexes: Annex XV</p>	<p>Dressage Test</p> <p>✗</p> <p>Cross Country</p> <p>✗</p> <p>Jumping Test</p> <p>✗</p>
	<p>For Cross Country use, Toe Stopper must be made of collapsible material (plastic, rubber), following an Eventing Committee decision.</p> <p>Any device <u>which does not allow an immediate and unrestricted separation</u> of the Athlete's boot from the stirrup in case of a fall is forbidden.</p> <p>Eventing rules Art 539.3.2</p>	<p>Dressage Test</p> <p>✗</p> <p>Cross country</p> <p>✗</p> <p>Jumping Test</p> <p>✓</p>











	<p>Dressage: Toe Stopper is not permitted for Eventing Dressage - 2019 Dressage rules: art.428.1</p> <p>Cross Country: following Eventing committee decision in 2018, this is permitted for the cross country test providing the toe stopper is made of soft collapsible material.</p>	<p>Dressage Test  Cross country  Jumping Test </p>
	<p>Safety stirrups with open branches are allowed for all tests.</p>	<p>Dressage Test  Cross Country  Jumping Test </p>
	<p>Stirrups with opening side bar is permitted for use in the 3 Eventing tests</p>	<p>Dressage Test  Cross Country  Jumping Test </p>

Riding Boots		
<p>Riding boots with lacing up of the same colour as the boot - are allowed.</p>	<p>16.09.2014</p>	<p>Dressage Test </p>
<p>Short boots and full leather chaps of same colour</p> <div style="display: flex; justify-content: space-around;">   </div>	<p>As from 01.01.2016, short boots and matching full leather chaps are allowed for Eventing Dressage.</p>	<p>Dressage Test  Cross Country  Jumping Test </p>
<p>Riding boots (included short boots and full leather chaps)</p> <div style="display: flex; justify-content: space-around;"> <div style="border: 1px solid black; padding: 5px; text-align: center;">  </div> <div style="border: 1px solid black; padding: 5px; text-align: center;">  </div> </div>	<p>Riding boots must have heels</p>	


Spurs (Eventing rules: art 538.1.3)

Spurs must be of smooth material (metal or plastic). If there is a shank it must not be more than four centimetres long (the overall shank must be measured from the boot to the end of the spur) and must point only towards the rear
 For pony competition, rowel spurs are not allowed for all tests.

<p>Rowel Spurs with tines</p> <hr/> <div style="display: flex; justify-content: space-between;">  <div style="text-align: right;"> <p>DAISY ROWEL SPUR NOT ALLOWED IN ANY PHASE</p> </div> </div> <hr/> <div style="display: flex; justify-content: space-between;">  <div style="text-align: right;"> <p>SMALL SEGMENTED ROWEL SPUR NOT ALLOWED IN ANY PHASE</p> </div> </div> <hr/> <div style="display: flex; justify-content: space-between;">  <div style="text-align: right;"> <p>DRESSAGE SPURS WITH TINES NOT ALLOWED IN ANY PHASE</p> </div> </div>	<p>Rowel spurs must be round and smooth (no tines allowed) - 2020 Eventing rules: art. 538.1.3.b</p>	<p>Dressage Test  Cross Country  Jumping Test </p>
	<p>Spurs with flat disk are not allowed for all tests as rowels must be free to rotate 2020 Eventing rules: art. 538.1.3</p>	<p>Dressage Test  Cross Country  Jumping Test </p>

	<p>Ball shaped spurs</p>		<p>Soft touch horizontal (& vertical) spurs</p>	<p>Dressage Test</p> <p>✓</p> <p>Cross Country</p> <p>✓</p> <p>Jumping Test</p> <p>✓</p>
	<p>Prince of Wales spurs</p>		<p>Impulse spurs</p>	
	<p>Hammered spurs</p>		<p>Impulse soft touch ball spurs</p>	
	<p>Dummy spurs</p>		<p>Rowel spurs</p>	
			<p>Horizontal rowel spurs</p>	
			<p>Swan neck spurs</p> <p>Swan neck spurs with rowel</p>	

Horse Boots



FEI Jumping Committee decision on Horse welfare grounds: hind boots as per attached photos - are not permitted to be used anywhere on the show grounds.

These boots have a pinching (squeezing effect) on the tendons on the Horse's hind legs, creating discomfort to the Horse for the purpose of improving the Horse's jumping technique. Use of such boots may lead to disqualification of the Athlete at the discretion of the Ground Jury – FEI Manual for Jumping Stewards-Annexes: Annex XV.7 & FEI Manual for Eventing Stewards-Annex: Annex VIII.

Dressage Test



Cross Country



Jumping Test



(not permitted on the show grounds at any time)

Hind boots

For the Jumping test, hind boots must comply with Jumping rules, art. 257 as Eventing rules preamble states it (The FEI Jumping and Dressage Rules apply for the Eventing Jumping and Dressage Tests except where otherwise provided in these Eventing Rules). Please note that the 2021~~0~~ Jumping rules have been clarified in regards to the use of hind boots.

For further information, please refer to art.257 of the 2021~~0~~ Jumping rules & to [FEI Manual for Jumping Stewards-Annexes](#)

Equick hind boots

The below fetlock boots are not allowed as per 1st January 2021 (Jumping rules, art. 257.2.5) as all fasteners must be one-directional only. ~~only allowed during Senior Events if the rear strap and the plastic insert have been removed as pictured below.~~













Chart Hind boots for Jumping

The below chart is taken from the FEI Manual for Jumping Stewards and has been adapted to match Eventing categories.

For further information, please refer to the Jumping rules, art 257 & to the [FEI Manual for Jumping Stewards-Annexes: Annex XI](#)

FEI JRs 2021 0 Art 257.2.4 & 5		All length/ heights are cm	Max length/ Height longest point	Fasteners (straps)									
				Type	Number	Min width	No elastic	Elastic					
<p style="color: red; text-align: center;"> CCIP CCIJ CCIJ CCIU25 <u>All levels</u> </p>	CCIYH only	Young Horse Hind Boots	16	Velcro only	1	5.00	√						
	Stud, hook, pull-back, click, buckles not allowed												
			Inside protection only	20	Velcro	1	5.00	√	√				
						2	Each 2.50	√	√				
					Stud	1	2.50		√				
						2	Each 2.50		√				
					Hook	1	2.50		√				
						2	Each 2.50		√				
					Pull-back, click, buckles not allowed								
							Double shell/wrap around	20	Velcro	1	5.00		√
										2	Each 2.50		√
									Stud	1	2.50		√
	2	Each 2.50		√									
	Hook	1	2.50						√				
		2	Each 2.50						√				
Pull-back, click, buckles not allowed													
All categories above (CCI-L & CCIS) CCI <u>Reserved for ponies</u>		Fetlock ring	Allowed										
		Pastern strap	NOT ALLOWED										
From 01.01.21, the above chart will apply to ALL categories, including Seniors.													

<p>Boots “de position”</p> 	<p>Decision FEI Veterinary department, such boots are not allowed during the entire FEI event as it prevents the horse to move freely and therefore against the welfare of the Horse.</p> <p>Should not be used at any FEI events.</p> <p>Eventing rules: art.526</p>	<p>Warm-up  Dressage Test  Cross Country  Jumping Test  <i>(not permitted on the show grounds at any time)</i></p>
<p>Hoof boots</p>  	<p>Dressage: not allowed</p> <p>Cross Country: hoof boots are not allowed as per Eventing Committee decision (March 2020)</p> <p>Jumping: hoof boots are allowed. The total maximum weight of equipment allowed to be placed on a Horse’s leg, front or hind (single or multiple boots, fetlock rings, etc), is 500 grams (shoe excluded)</p> <p>Jumping rules: art. 257.2.3.</p>	<p>Dressage Test  Cross Country  Jumping Test </p>

Other


















"Lungie Bungie" is not allowed. Lunging reins only approved if on triangle rein as per Dressage Rules
 2019 Dressage rules: art. 428.9









Exercise & Warming-UP



Allowed for lunging only at any time / tests
 (2019 Eventing rules: art. 539.1.3)

<p>Reins with Hand loops</p> 	<p>Dressage: Reins with Hand loops are not allowed as considered gadgets – (Eventing rules, art. 539.2.3)</p> <p>Cross Country and Jumping: not allowed for safety reasons.- Eventing rules art. 539.3.2</p>	<p>Dressage Test </p> <p>Cross Country </p> <p>Jumping Test </p>
<p>Martingale with 2 stoppers per rein</p> 	<p>Dressage: not allowed as considered as gadget - (Eventing rules, art. 539.2.3)</p> <p>Cross Country: Two stoppers can be used on a rein for the Cross Country test. If two rein stoppers are used the martingale must be able to run unrestricted</p> <p>Jumping: no more than one martingale stopper per rein may be used. Reins may not be configured in such a way as to cause a running martingale to function as a standing martingale (Jumping rules: art.257.1.3)</p>	<p>Dressage Test </p> <p>Cross Country </p> <p>Jumping Test </p>
<p>Body bandage (spur pad/protection)</p>  	<p>Dressage: Body bandage is allowed for Dressage warm up and not allowed for Dressage test as considered as gadget –Eventing rules, art. 539.2.3</p> <p>Body bandage (spur pad/protection) - checks of skin under the bandage can be carried out at any time by the steward.</p>	<p>Allowed for all warm-up.</p> <p>Dressage Test </p> <p>Cross Country </p> <p>Jumping Test </p>

<p>Tape</p> 	<p>Tape may not be used in any arenas, during competition or at any time during which a horse is being ridden or exercised.</p> <p>Use within the stables is allowed</p>	<p>Training</p> <p>✗</p> <p>Dressage Test</p> <p>✗</p> <p>Cross Country</p> <p>✗</p> <p>Jumping Test</p> <p>✗</p>
<p>Nose Tapes/strips</p> 	<p>Dressage: Not allowed as considered as gadget (Eventing rules, art. 539.2.3)</p> <p>Cross Country and Jumping: the use of nose tapes correctly fitted, in order to gently hold nasal passages open to improve breathing is allowed.</p>	<p>Dressage Test</p> <p>✗</p> <p>Cross Country</p> <p>✓</p> <p>Jumping Test</p> <p>✓</p>

<p>Nose net</p> 	<p>Dressage: Not allowed as considered as gadget (Eventing rules, art. 539.2.3)</p> <p>Cross Country: not allowed for Cross Country test as per decision of Eventing Committee in 2019</p> <p>Jumping: allowed</p>	<p>Dressage Test </p> <p>Cross Country </p> <p>Jumping Test </p>
<p>Grip gloves Gloves with grip that attached to the reins</p> 	<p>Not allowed for Dressage as it is a gadget (Eventing rules, art. 539.2.3)</p> <p>Not allowed for Cross Country and Jumping as Any gadget which does not allow an immediate and unrestricted separation of the Athlete in case of a fall, is forbidden - Eventing rules art. 539.3.2</p>	<p>Dressage Test </p> <p>Cross Country </p> <p>Jumping Test </p>

<p>Loose neck strap</p>		<p>Dressage: Loose neck strap is not allowed during the Dressage test as it is considered as gadget - Eventing rules art. 539.2.3</p> <p>Cross Country: Not allowed during Cross country test for safety reasons (fall of horse) as not attached to the saddle or to the breastplate. - Cross country rules: art. 539.3.2</p>	<p>Dressage Test  Cross Country  Jumping Test </p>
<p>Training tool</p>		<p>Dressage: Not allowed for the Dressage test as considered as gadget - (Eventing rules, art. 539.2.3)</p> <p>Cross Country: neck straps not allowed as attached to reins - considered training tool not competition equipment - Eventing rules: art.539.3.2</p>	<p>Dressage Test  Cross Country  Jumping Test </p>
<p>Staples in brow: Any staples, needles, or stiches that are not approved by the Vet delegate will be considered as Abuse of Horse.</p>			